

SIGRAFLEX® UNIVERSAL PRO

Approvals/Test reports

Table of contents

TA Luft (VDI 2440/VDI 2200) for all thicknesses (MPA Stuttgart) (<i>German</i>).....	2
Fire Safety according to API 607 (Yarmouth Research and Technology)	5
Blow-out resistance (at 2.5 times the nominal pressure) (TÜV SÜD) (<i>German</i>)	6
Reactivity with oxygen (BAM) (<i>German</i>).....	7
DIN-DVGW type examination (DIN 3535-6)	14





Zertifikat

Die Graphit-Spießblechdichtung **SIGRAFLEX Universal-Pro V16010C2I-P DN40**

der **SGL TECHNOLOGIES GmbH**

Werner-von-Siemens-Str. 18, D-86405 Meitingen

wurde von uns nach den Vorgaben der VDI-Richtlinie 2440 (Ausgabe November 2000) geprüft. Nach 48-stündiger Auslagerung bei 300°C an Luft und anschließender Leckagemessung bei Raumtemperatur und 1 bar Druckdifferenz mittels Helium-Massenspektrometrie erfüllt sie mit

$5,9 \cdot 10^{-5}$ mbar l / (s·m)

das Leckageratenkriterium

$1,0 \cdot 10^{-4}$ mbar l / (s·m)

und gilt damit hinsichtlich des oben genannten Leckagekriteriums als

hochwertig im Sinne der TA Luft.

Dieses Zertifikat gilt nur in Verbindung mit unserem Prüfungsbericht **900 9301 001 Dr.Koc/Hh/Gue** vom **18. April 2005** und den dort niedergelegten Prüf- und Randbedingungen.



Stuttgart, den 18.04.2005

Dipl.-Ing. R. Hahn
Leiter Referat Dichtungstechnik



Zertifikat

Die Graphit-Spießblechdichtung **SIGRAFLEX Universal-Pro V20010C2I-P DN40**

der **SGL TECHNOLOGIES GmbH**
Werner-von-Siemens-Str. 18, D-86405 Meitingen

wurde von uns nach den Vorgaben der VDI-Richtlinie 2440 (Ausgabe November 2000) geprüft. Nach 48-stündiger Auslagerung bei 300°C an Luft und anschließender Leckagemessung bei Raumtemperatur und 1 bar Druckdifferenz mittels Helium-Massenspektrometrie erfüllt sie mit

$6,0 \cdot 10^{-5}$ mbar l / (s·m)

das Leckageratenkriterium

$1,0 \cdot 10^{-4}$ mbar l / (s·m)

und gilt damit hinsichtlich des oben genannten Leckagekriteriums als


hochwertig im Sinne der TA Luft.

Dieses Zertifikat gilt nur in Verbindung mit unserem
Prüfungsbericht **900 9301 002 Dr.Koc/Hh/Gue** vom **24. März 2005**
und den dort niedergelegten Prüf- und Randbedingungen.



Stuttgart, den 24.03.2005

Dipl.-Ing. R. Hahn
Leiter Referat Dichtungstechnik



Zertifikat

Die Graphit-Spießblechdichtung **SIGRAFLEX Universal-Pro V30010C2I-P DN40**

der **SGL TECHNOLOGIES GmbH**
Werner-von-Siemens-Str. 18, D-86405 Meitingen

wurde von uns nach den Vorgaben der VDI-Richtlinie 2440 (Ausgabe November 2000) geprüft. Nach 48-stündiger Auslagerung bei 300°C an Luft und anschließender Leckagemessung bei Raumtemperatur und 1 bar Druckdifferenz mittels Helium-Massenspektrometrie erfüllt sie mit

$7,8 \cdot 10^{-5}$ mbar l / (s·m)

das Leckageratenkriterium

$1,0 \cdot 10^{-4}$ mbar l / (s·m)

und gilt damit hinsichtlich des oben genannten Leckagekriteriums als

hochwertig im Sinne der TA Luft.

Dieses Zertifikat gilt nur in Verbindung mit unserem
Prüfungsbericht **900 9301 003 Dr.Koc/Hh/Gue** vom **19. August 2005**
und den dort niedergelegten Prüf- und Randbedingungen.



Stuttgart, den 19.08.2005

Dipl.-Ing. R. Hahn
Leiter Referat Dichtungstechnik


API Standard 607 Fourth Edition
Fire Test Report

Performed for

SGL Carbon Group
www.sgcarbon.de



Sigraflex Universal Pro with Inner Eyelet
6 inch Class 300 Gaskets
Project Number: 20557
July 2005



Performed by

YARMOUTH RESEARCH AND TECHNOLOGY

92 East Elm Street
Yarmouth, ME 04096 USA
(207) 829-5359
yrtlab@maine.rr.com
www.yarmouthresearch.com



Industrie Service

Bescheinigung



SGL Carbon GmbH
Werner-von-Siemens-Str. 18
86405 Meitingen

Hiermit wird bescheinigt, dass die u. g. Dichtungen der oben genannten Firma in Anlehnung an die Ausblassicherheit (VDI 2200) überprüft und anerkannt wurden. Einzelheiten sind dem entsprechenden Untersuchungsbericht, A.-Nr. 600013942 zu entnehmen.

Das Produkt erfüllt die Anforderungen:

- Ausgangsflächenpressung ($Q_A = 30 \text{ MPa}$)
- Ausblassicherheit Klasse C
- TRwS Ausblassicherheit nach TÜV-Prüfanweisung $> 2,5^* p_{\max}$

Grundlage des Zertifikats ist die Prüfanweisung zur Ausblassicherheit hinsichtlich des Eignungsnachweises von Flanschdichtungen des Instituts für Kunststoffe.

Voraussetzung hierfür ist die Verwendung von Flanschsystemen aus Stahl, welche die Mindestflächenpressung im Einbau erreichen oder überschreiten sowie unterhalb der maximal zulässigen Temperatur und des maximal zulässigen Innendrucks betrieben werden.

Produktbeschreibung:

- Sigraflex® Universal
- Sigraflex® Universal Pro
- Sigraflex® Hochdruck
- Sigraflex® Hochdruck Pro
- Sigraflex® Select
- Sigraflex® MF
- Sigraflex® HEXAGON
- Sigraflex® APX2 Hochdruck

Ausblassicherheit:

Klasse A, mit 100 bar Innendruck, bei Restflächenpressung nach Auslagerung

Klasse B, mit 100 bar Innendruck, bei einer Mindestflächenpressung Q_{\min} , von ca. 13 N/mm²

Klasse C, mit 100 bar Innendruck, Q_{\min} um weitere 25 % reduziert, d. h. ca. 10 N/mm²

Diese Bescheinigung ist gültig bis Dezember 2017.

München, den 18.12.2014

TÜV SÜD Industrie Service GmbH
Institut für Kunststoffe


i. A. Schweizer





TEST REPORT

on Testing a Nonmetallic Material for Reactivity with Oxygen

12200 Berlin, Germany
P: +49 30 8104-0
F: +49 30 8104-7 2222

Reference Number	16034352 E
Copy	1. copy of 2 copies
Customer	SGL Carbon GmbH Werner-von-Siemens-Str. 18 86405 Meitingen Germany
Date of Request	July 19, 2016
Reference	GMS-EG UNIVERSAL-PRO
Receipt of Signed Contract	August 9, 2016
Test Samples	Sigraflex Universal Pro V20010C2I-P, Thickness 2 mm, undisclosed batch; BAM Auftrags-Nr.: 2.1/53 240
Receipt of Samples	August 29, 2016
Test Date	November 11, 2016 to February 10, 2017
Test Location	BAM – Division 2.1 „Gases, Gas Plants“; building no. 41
Test Procedure or Requirement According to (in the current version at test time)	DIN EN 1797 und ISO 21010 “Cryogenic Vessels - Gas/Material Compatibility“; Annex of code of practice M 034-1 (BGI 617-1) “List of nonmetallic materials compatible with oxygen“, by German Social Accident Insurance Institution for the raw materials and chemical industry; TRGS 407 Technical Rules for Hazardous Substances “Tätigkeiten mit Gasen - Gefährdungsbeurteilung“ chapter 3 “Informationsermittlung und Gefährdungsbeurteilung“ and chapter 4 “Schutzmaßnahmen bei Tätigkeiten mit Gasen“

All pressures of this report are excess pressures.
This test report consists of page 1 to 7 and annex 1 to 3.

This test report may only be published in full wording and without any additions. A revocable written consent shall be obtained from BAM beforehand for any amended reproduction or the publication of any excerpts. The content of the test report refers exclusively to the objects/materials tested.

The German version is legally binding, except an English version is issued exclusively.

2015-06 / 2015-09-17

1 Documents and Test Samples

The following documents and samples were submitted to BAM:

- 1 Test application
„Testing and evaluating the sealing material of the gasket Sigraflex Universal Pro V20010C2I-P, Thickness 2 mm, undisclosed batch, for gaseous oxygen service at 160 bar and 300 °C.“
- 1 Safety Data Sheet Sigraflex Universal Pro V20010C2I-P, Thickness 2 mm
(OB_MEI2045006, 5 Pages, date of issue January 13, 2016)
- 1 Material Data Sheet
Sigraflex Universal Pro TDS UNIVERSAL_PRO_Sheet_DE.00
(4 Pages, date of issue 04.2015)
- 18 Sigraflex Universal Pro V20010C2I-P, Thickness 2 mm, undisclosed batch,
Dimensions: Outer Diameter Ø 140 mm, Thickness 2 mm
Color of the sealing material: Grey, blue imprint

2 Applied Test Methods for Evaluating the Technical Safety

Tests on ignition sensitivity to gaseous oxygen impacts were not carried out because oxygen pressure impacts can be safely excluded in the intended service according to the information by the customer.

The nonmetallic material is intended for use as a sealing material in gaskets for gaseous oxygen service at 160 bar and temperatures up to 300 °C.

2.1 Determination of the Autogenous Ignition Temperature in High Pressure Oxygen

Usually, this test method is required if the material is for service temperatures greater than 60 °C.

The autogenous ignition temperature (AIT) is a safety characteristic and indicates the temperature at which the material shows self-ignition in the presence of oxygen without an additional ignition source.

Therefore, it is relevant for the maximum use temperature that is generally set 100 °C below this AIT.

2.2 Testing the Aging Behavior in High Pressure Oxygen

This test is necessary whenever a material is intended for service at higher temperatures than 60 °C. It simulates the use of a material in practice and helps analyze whether ignition temperature or properties of the material change due to aging processes.

2.3 Testing of Gaskets for Flanges in High Pressure Oxygen

This test simulates the faulty installation of a gasket in a flange connection where the sealing material projects into the inside diameter of the pipe. This test investigates the fire behavior of the gasket material in a standard flange after artificial ignition. It shows whether the fire of the disk is transferred to the metal of the flange or if the flange connection becomes leaky.

3 Preparation of Samples

To test the conductive gasket material five discs with a diameter of 140 mm were cut from the samples. The discs were prepared as shown in figure 1.

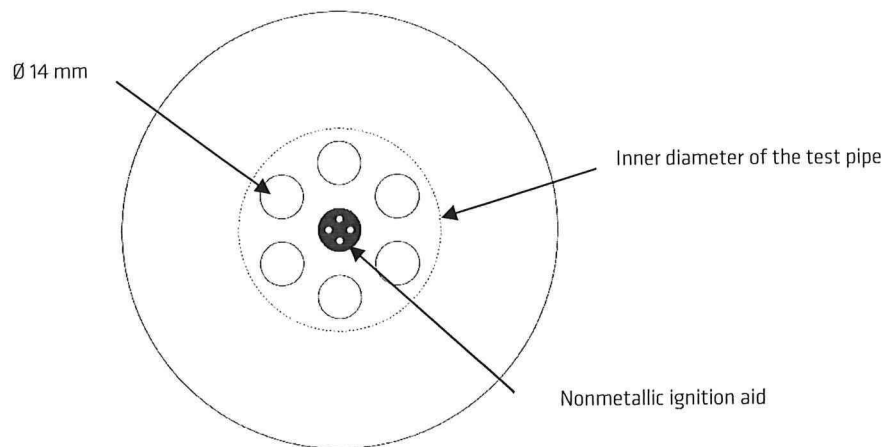


Figure 1: Preparation of the conductive material

For further tests, only the nonmetallic material of the gasket was used and cut into pieces of approximately 1 mm^3 up to 2 mm^3 .

4 Tests

4.1 Determination of the Autogenous Ignition Temperature in High Pressure Oxygen

The test method is described in annex 1. It was performed with a final oxygen pressure of approximately 160 bar according to the requirement by the customer.

4.1.1 Assessment Criterion

The criterion for a reaction of the sample with oxygen is a distinct increase in pressure and a more or less steep increase in temperature.

4.1.2 Results

Test No.	Initial Oxygen Pressure p_i [bar]	Final Oxygen Pressure p_f [bar]	AIT [°C]
1	62	165	> 500
2	62	166	> 500
3	62	166	> 500
4	62	166	> 500
5	62	166	> 500

Up to temperatures of 500 °C, no ignition of the sample could be detected in five tests with initial oxygen pressures of $p_i = 62$ bar. The final oxygen pressure p_f was approximately 166 bar.

This test can only be performed up to 500 °C. This equals the maximum working temperature of the test equipment.

4.2 Aging Behavior

The test method is described in annex 2. In general, the aging test is carried out at the maximum operating pressure and at an elevated temperature, which is 25 °C above the maximum operating temperature. In this case, the aging test was carried out at 160 bar and at 325 °C.

4.2.1 Assessment Criterion

There are three criteria for evaluating the aging behavior:

If there is a change in mass $\Delta m \leq 1\%$, the sample is aging resistant, in case of $\Delta m > 1\%$ and $\Delta m \leq 2\%$, the sample is sufficient aging resistant, and in case of $\Delta m > 2\%$, the sample is insufficient aging resistant.

Changes in color, consistency, shape or surface texture of the samples or gas releases from the sample that can be detected after testing will be also considered by BAM.

The AIT of the aged sample is compared to the AIT of the non-aged sample. If there is a distinct deviation between both AITs, the lower value is considered for safety reasons.

4.2.2 Results

4.2.2.1 Change of Mass or Physical Appearance

Time [h]	Temperature [°C]	Oxygen Pressure [bar]	Mass Change [%]
100	325	160	- 5.3

After aging, the test sample was apparently unchanged and lost 5.3 % in mass.

4.2.2.2 Determination of the AIT of the Aged Material in High Pressure Oxygen

The test method is described in annex 1. The AIT test of the aged material was performed under the same conditions as described in chapter 4.2 of the non-aged material.

Test No.	Initial Oxygen Pressure p_i [bar]	Final Oxygen Pressure p_f [bar]	AIT [°C]
1	62	165	> 500
2	62	166	> 500
3	62	166	> 500
4	62	166	> 500
5	62	164	> 500

Up to temperatures of 500 °C, no ignition of the sample could be detected in five tests with initial oxygen pressures of $p_i = 62$ bar. The final oxygen pressure p_f was approximately 165 bar. This shows that, also the aged sample does not ignite at temperatures up to 500 °C.

This test can only be performed up to 500 °C. This equals the maximum working temperature of the test equipment.

4.3 Testing of Gaskets for Flanges in High Pressure Oxygen

The test method is described in annex 3. Based on the specified use conditions by the customer the flange test was performed at a final oxygen pressure of approximately 160 bar and 300 °C.

4.4.1 Assessment Criterion

If only those parts of the gasket burn that project into the pipe and the fire is not transmitted to the flanges and if the gasket does not burn between the flanges and the flange connection is still gas tight there are no objections with regard to technical safety to use the gasket under the conditions tested. Such a positive result has to be confirmed in four additional tests.

If, however, the flange connection becomes un-tight during a test, e. g., because of softening or burning of the gasket, the test has to be continued at a lower temperature and oxygen pressure until a positive test result is reached in five tests, as mentioned above.

4.4.2 Results

Test Number	Temperature [°C]	Oxygen Pressure [bar]	Notes
1	300	160	Only those parts of the gasket burn that project into the pipe. The flange connection remains gas-tight.
2	300	160	same behavior as in test no. 1
3	300	160	same behavior as in test no. 1
4	300	160	same behavior as in test no. 1
5	300	160	same behavior as in test no. 1

In five tests at 300 °C and 160 bar oxygen pressure, only those parts of the gasket burn that project into the pipe. The fire is neither transmitted to the steel nor does the gasket burn between the flanges. The flange remains gas-tight. After the tests the sample had a thickness of approximately 1.7 mm in the area of the sealing face.

5 Summary and Evaluation

It is intended to use the product Sigraflex Universal Pro V20010C2I-P, Thickness 2 mm, undisclosed batch, as gasket in components for gaseous oxygen service.

At a temperature of 325 °C and an oxygen pressure of 160 bar, the sealing material proved to be insufficient aging resistant. Please note, that the insufficient aging behavior can limit the practical use of the gasket.

On basis of the flange test results and the consideration of the of the aging behavior above-mentioned, there are no objections with regard to technical safety to use the mentioned gasket with a maximum thickness of 2 mm in flange connections made of copper, copper alloys or steel at following conditions:

Maximum Temperature [°C]	Maximum Oxygen Pressure [bar]
300	160

This applies to flat face flanges, male/female flanges, and flanges with tongue and groove.

This evaluation does not cover the use of the gasket Sigraflex Universal Pro V20010C2I-P, Thickness 2 mm, undisclosed batch, for liquid oxygen service. For this case, a particular test for reactivity with liquid oxygen needs to be carried out.

6 Comments

This safety evaluation considers the fact, that rapid oxygen pressure changes - so-called oxygen pressure surges - can be excluded.

This evaluation is based exclusively on the results of the tested sample of a particular batch.

Products on the market that contain a reference to BAM testing shall be marked accordingly. It shall be evident that only a sample of a batch has been tested and evaluated for oxygen compatibility. The reference shall not produce a presumption of conformity that monitoring of the production on a regular basis is being performed by BAM.

The product may be used only for gaseous oxygen service. The maximum safe oxygen pressure of the product and its maximum use temperature as well as other restrictions in use shall be given.

Bundesanstalt für Materialforschung und -prüfung (BAM)
12200 Berlin

March 1, 2017

Division 2.1 "Gases, Gas Plants"

By order



Dipl.-Ing. Peter Hartwig

Distribution list: 1. copy: SGL Carbon GmbH
2. copy: BAM - Division 2.1 "Gases, Gas Plants"



CERT

DIN-DVGW-Baumusterprüfzertifikat

DIN-DVGW type examination certificate

NG-5124BQ0251

Registriernummer
registration number

Anwendungsbereich <i>field of application</i>	Produkte der Gasversorgung <i>products of gas supply</i>
Zertifikatinhaber <i>owner of certificate</i>	SGL CARBON GmbH Werner-von-Siemens-Straße 18, D-86405 Meitingen
Vertreiber <i>distributor</i>	SGL CARBON GmbH Werner-von-Siemens-Straße 18, D-86405 Meitingen
Produktart <i>product category</i>	Schmier-/Dicht-/Betriebsmittel: Flachdichtungswerkstoff auf Basis Graphit (5124)
Produktbezeichnung <i>product description</i>	Verbundwerkstoff auf Basis Graphit (2 Lagen imprägnierte Folie mit Spießblech verwalzt)
Modell <i>model</i>	SIGRAFLEX® UNIVERSAL PRO
Prüfberichte <i>test reports</i>	Kontrollprüfung Labor: 15/149/5124/06 vom 27.07.2015 (EBI)
Prüfgrundlagen <i>test basis</i>	DIN 3535-6 (01.01.2011)



7028E-04-A-DE

Ablaufdatum / AZ 04.07.2020 / 15-0539-GNV
date of expiry / file no.

09.10.2015 Rie A-1/2

Datum, Bearbeiter, Blatt, Leiter der Zertifizierungsstelle
date, issued by, sheet, head of certification body

DVGW CERT GmbH ist von der DAkkS nach DIN EN ISO/IEC 17065:2013 akkreditierte Stelle für die Zertifizierung von Produkten der Energie- und Wasserversorgung.

DVGW CERT GmbH is an accredited body by DAkkS according to DIN EN ISO/IEC 17065:2013 for certification of products for energy and water supply industry.



Deutsche
Akkreditierungsstelle
D-ZE-16028-01-05

DVGW CERT GmbH
Zertifizierungsstelle

Josef-Wirmer-Str. 1-3
53123 Bonn

Tel. +49 228 91 88 - 888
Fax +49 228 91 88 - 993

www.dvgw-cert.com
info@dvgw-cert.com